




HMS ON CLICK

Product Presentation



NAYEL
SOLUTIONS



Dated 22nd of Jan, 2021



ABOUT HMS ON CLICK

Health Management System

Hospital Management System is a web-based portal that has separate dashboards, super admin roles, admin roles, Doctor roles, Nurse role and services for different users, any hospital can be automated and digitalized after implementing HMS On Click



HMS On click



ITS INCLUSIVE AND STANDARDIZED

Cross department collaborations have never been that easy before. You can now keep track of all updates in real time

PERSONALIZED

Its flexible carefully designed with user interface that suits your business structures

REAL TIME VISIBILITY

Provides one version of the truth without system hiccups

With a user-friendly interface you can put it to work with all circles of the organizations

ADAPTABLE

SUPPORTED

Need help? We are here for your support

SECURED

Real-time risk management tools give you additional security by performing automated audits and fraud monitoring.



HMS ON CLICK – USER PROFILES



NURSE

Assists you to efficiently manage clients and doctors

SUPER ADMIN

Assists you to efficiently manage all the hospitals




ADMIN

Assists you to efficiently manage the specific hospital



DOCTOR

Assist you to efficiently manage the clients



LABORATORY

Assists you to efficiently manage the reports



PHARMACIST

Assist you to efficiently manage the medicines



ACCOUNTANT

Assists you to efficiently manage finance



HMS ON CLICK – USER PROFILES



NURSE

Assists you to efficiently manage clients and doctors

SUPER ADMIN

Assists you to efficiently manage all the hospitals




ADMIN

Assists you to efficiently manage hospitals



DOCTOR

Assist you to efficiently manage the clients



LABORATORY

Assists you to efficiently manage the reports



PHARMACIST

Assist you to efficiently manage the medicines



ACCOUNTANT

Assist you to efficiently manage the finance



USER JOURNEY – SUPER ADMIN




Home screen with modules

Login screen

Super admin will enter his credential for login.

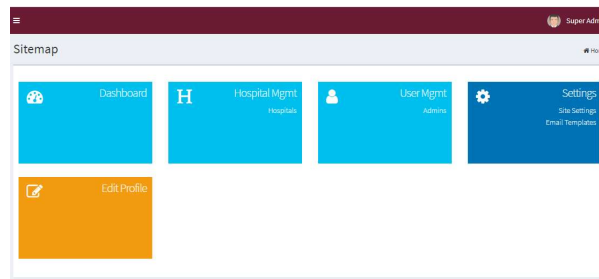
1



Overview

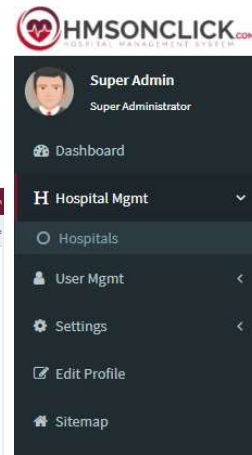
After signing in to the website, he will be able to check the dashboard that displays important metrics using interactive data visualizations.

2



After successful login, super admin can view and control different modules such as hospital management, user management and general setting for admin.

3



GET STARTED

super admin can view and edit

4



SUPER ADMIN FEATURES



Actions to perform

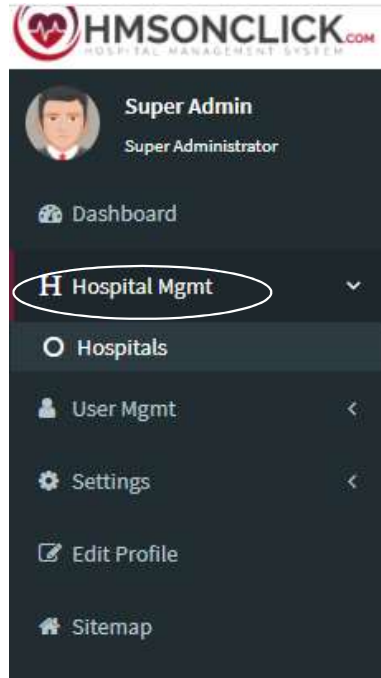
VIEW

ADD NEW

EDIT



HOSPITAL MANAGEMENT



TASKS

Super Admin can create new hospital, edit, delete and view all their hospitals in the Hospital Module. Super Admin creates ADMIN for each hospital and gives an authority to the admin.

Super Admin

Hospitals

Home - Hospitals


[Add New](#) [Delete](#) [Active](#) [Inactive](#) [Show All](#)








Showing 1 - 9 record(s) of 10

Hospital Name	Address1	Email	Phone	Status	Edit	Delete
<input type="checkbox"/> Farber Dan Hospital	Address1	admin@farberdan.com	261123345	✓		
<input type="checkbox"/> INCA Hospital	Address1	admin@inca.com	323244534	✓		
<input type="checkbox"/> Intermountain Hospital	12, New Street	admin@intermountain.com	123456789	✓		
<input type="checkbox"/> J.M. Anderson Hospital	Address1	admin@jmanderson.com	123445554	✓		
<input type="checkbox"/> Mount Sinai Hospital	Address1	admin@mountsinai.com	2552844528	✓		
<input type="checkbox"/> National Hospital	Address1	admin@national.com	231888644	✓		
<input type="checkbox"/> Providence Hospital	Address1	admin@providence.com	125252525	✓		
<input type="checkbox"/> Royal Hospital	Address1	admin@royal.com	8544525521	✓		
<input type="checkbox"/> Sanford Hospital	Address1	admin@sanford.com	322222211	✓		

Showing 1 - 9 record(s) of 10

Default (10) Record(s) per page


 **Super Admin**
Super Administrator

-  Dashboard
-  Hospital Mgmt <
-  User Mgmt >
-  **Admins**
-  Settings <
-  Edit Profile
-  Sitemap

USER MANAGEMENT

TASKS



















Super Admin can create a new admin, view, edit or delete admin for each hospital and gives an authority to the admin.

 Super Admin

Admins admin listing Home > Admins

[Add New +](#) [Delete](#) [Active](#) [Inactive](#) [Show All](#)

Showing 1 - 9 record(s) of 11

<input type="checkbox"/>	First Name	Last Name	Email	Phone	Status	Edit	Delete
<input type="checkbox"/>	Andrew	Hudson	andrew.hudson@inca.com	12345678	✓		
<input type="checkbox"/>	Jack	Wade	admin@royal.com	123456789	✓		
<input type="checkbox"/>	Jack	Smith	admin@intermountain.com	123456789	✓		
<input type="checkbox"/>	Jim	Peterson	admin@farberdan.com	12122332332	✓		
<input type="checkbox"/>	John	Doe	admin@inca.com	12344557	✓		
<input type="checkbox"/>	Mark	Doe	admin@providence.com	123456789	✓		
<input type="checkbox"/>	Nick	Patrick	admin@national.com	123456789	✓		
<input type="checkbox"/>	Richard	Johnson	admin@mountsinai.com	123456789	✓		
<input type="checkbox"/>	Steve	Doe	admin@sanford.com	123456789	✓		

HMS ON CLICK – USER PROFILES



NURSE

Assists you to efficiently manage clients and doctors

LABORATORY

Assists you to efficiently manage the reports




PHARMACIST

Assist you to efficiently manage the medicines



ACCOUNTANT

Assist you to efficiently manage the finance



SUPER ADMIN

Assists you to efficiently manage the hospitals



ADMIN

Assists you to efficiently manage hospitals



DOCTOR

Assist you to efficiently manage the clients



USER JOURNEY – ADMIN



Home screen with modules

After successful login, admin can view and control different modules such as doctors, patients, user management, finance management, bed management and many more


GET STARTED

Admin can view, edit and delete

Login screen

Super admin will enter his credential for login.

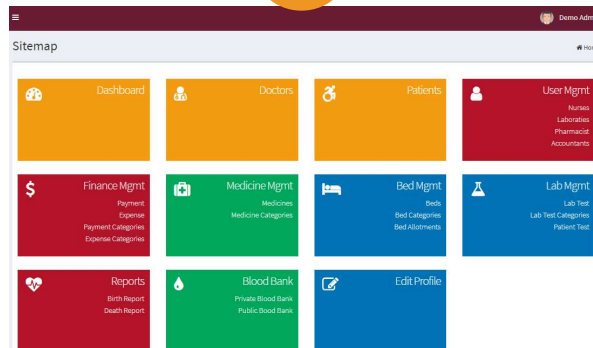
1



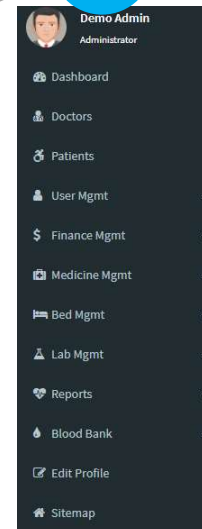
Overview

After signing in to the website, he will be able to check the dashboard that displays important metrics using interactive data visualizations.

2



3



4



ADMIN FEATURES



Actions to perform

VIEW

ADD NEW

EDIT



DOCTORS

Demo Admin
Administrator

- Dashboard
- Doctors**
- Patients
- User Mgmt
- Finance Mgmt
- Medicine Mgmt
- Bed Mgmt
- Lab Mgmt
- Reports
- Blood Bank
- Edit Profile
- Sitemap

TASKS

Admin can edit, delete and view all the doctors in the hospital can view their status.

Admin can add new doctor by clicking on "Add new".

Doctors doctor listing

Add New + Delete Active Inactive Show All

Showing 1 - 4 record(s) of 5

	First Name	Last Name	Email	Phone	Status	Edit	Delete
<input type="checkbox"/>	Brett	Ryser	brett.ryser@email.com	123454922	✓		
<input type="checkbox"/>	Glory	Culzer	glory.culzer@email.com	123456789	✓		
<input type="checkbox"/>	Lai	Gato	lai.gato@email.com	123456789	✓		
<input type="checkbox"/>	Yuki	Folsi	yuki.folsi@email.com	123456789	✓		

Showing 1 - 4 record(s) of 5

Default (10) Record(s) per page

PATIENTS

Demo Admin
Administrator

- Dashboard
- Doctors
- Patients**
- User Mgmt
- Finance Mgmt
- Medicine Mgmt
- Bed Mgmt
- Lab Mgmt
- Reports
- Blood Bank
- Edit Profile
- Sitemap

TASKS

Admin can edit, delete and view all the patients in the hospital can view their status and details also,

Admin can add new patient by clicking on "Add New"

Patients patient listing

Home > Patients

Add New + Delete Active Inactive Show All

Showing 1 - 7 record(s) of 7

<input type="checkbox"/>	Patient Id	First Name	Last Name	Email	Phone	Detail	Status	Edit	Delete
<input type="checkbox"/>		Cassi	Lipkin	cassi.lipkin@email.com	5285544789		<input checked="" type="checkbox"/>		
<input type="checkbox"/>		Gary	Yori	gary.youri@email.com	147852369		<input checked="" type="checkbox"/>		
<input type="checkbox"/>		Hoa	Sarao	hoa.sarao@email.com	123456789		<input checked="" type="checkbox"/>		
<input type="checkbox"/>		Lonny	Samara	lonny.samara@email.com	987654321		<input checked="" type="checkbox"/>		
<input type="checkbox"/>		Michel	Munis	michel.munis@email.com	1234567987		<input checked="" type="checkbox"/>		
<input type="checkbox"/>		Ricky	Nayar	ricky.nayar@email.com	128855841		<input checked="" type="checkbox"/>		
<input type="checkbox"/>		Selma	Hurser	selma.hurse@email.com	84554455112		<input checked="" type="checkbox"/>		

Showing 1 - 7 record(s) of 7 Record(s) per page

USER MANAGEMENT

Demo Admin
Administrator

- Dashboard
- Doctors
- Patients
- User Mgmt
- Nurses**
- Laboratories
- Pharmacist
- Accountants
- Finance Mgmt
- Medicine Mgmt
- Bed Mgmt
- Lab Mgmt
- Reports
- Blood Bank
- Edit Profile
- Sitemap

TASKS



Admin can edit, delete and view all the users: **NURSE, LABORATORIES, PHARMACIST, and ACCOUNTANT** in the hospital can view their status and details.

Admin can add new Nurse / Laboratories / Pharmacist / Accountant by clicking on "Add New"

Nurses nurse listing

Home > Nurse

Add New + Delete Delete Active Inactive Show All

Showing 1 - 4 record(s) of 5

	First Name	Last Name	Email	Phone	Status	Edit	Delete
<input type="checkbox"/>	Justina	Hasty	justina.hasty@email.com	123456789	✓		
<input type="checkbox"/>	Sage	Ruta	sage.ruta@email.com	123456789	✓		
<input type="checkbox"/>	Tarra	Ogg	tarra.ogg@email.com	123456789	✓		
<input type="checkbox"/>	Teri	Emard	teri.emard@email.com	123456789	✓		

Showing 1 - 4 record(s) of 5

Default (10) Record(s) per page

Demo Admin
Administrator

- Dashboard
- Doctors
- Patients
- User Mgmt
- Finance Mgmt**
- Payment
- Expense
- Payment Categories
- Expense Categories
- Medicine Mgmt
- Bed Mgmt
- Lab Mgmt
- Reports
- Blood Bank
- Edit Profile
- Sitemap

FINANCE MANAGEMENT

TASKS

Admin can view: PAYMENT, EXPENSE, PAYMENT CATEGORIES, and EXPENSES CATEGORIES of the hospital can view their status, invoice, edit the information, add new and delete.

Payments

Home > Payments

Add New + Delete Show All

Showing 1 - 2 record(s) of 2

	Patient	Payment Date	Sub Total	Discount	Tax	Grand Total	Status	Invoice	Edit	Delete
<input type="checkbox"/>	Hoa Sarao	01/Apr/2017	600.00	0.00	0.00	600.00	Unpaid			
<input type="checkbox"/>	Gary Yori	01/Apr/2017	1050.00	0.00	0.00	1050.00	Paid			

Showing 1 - 2 record(s) of 2

Default (10) Record(s) per page

TASKS

MEDICINE MANAGEMENT

Admin can view: **MEDICINES, and MEDICINE CATEGORIES** of the hospital can view their status, edit the information, add new and delete.

Demo Admin
Administrator

- Dashboard
- Doctors
- Patients
- User Mgmt
- Finance Mgmt
- Medicine Mgmt
- Medicines**
- Medicine Categories
- Bed Mgmt
- Lab Mgmt
- Reports
- Blood Bank
- Edit Profile
- Sitemap

Medicines

Home > Medicines

[Add New +](#)
[Delete](#)
[Active ✓](#)
[Inactive](#)
[Show All](#)

Showing 1 - 10 record(s) of 15

Medicine Category	Medicine Name	Status	Edit	Delete
<input type="checkbox"/> Fever	Acetaminophen	✓		
<input type="checkbox"/> Infection	Amoxicillin	✓		
<input type="checkbox"/> Anxiety	Ativan	✓		
<input type="checkbox"/> Depression	Citalopram	✓		
<input type="checkbox"/> Anxiety	Cymbalta	✓		
<input type="checkbox"/> Nerve pain	Gabapentin	✓		
<input type="checkbox"/> Arthritis	Ibuprofen	✓		
<input type="checkbox"/> Anxiety	Lexapro	✓		
<input type="checkbox"/> Anxiety	Lorazepam	✓		
<input type="checkbox"/> Type 2 Diabities	Metformin	✓		

Showing 1 - 10 record(s) of 15

Default (10) Record(s) per page

BED MANAGEMENT

Admin can view: BEDS, BED CATEGORIES and BED ALLOTMENTS of the hospital can view their status, edit the information, add new and delete.

Demo Admin
Administrator

- Dashboard
- Doctors
- Patients
- User Mgmt
- Finance Mgmt
- Medicine Mgmt
- Bed Mgmt
 - Beds**
 - Bed Categories
 - Bed Allotments
- Lab Mgmt
- Reports
- Blood Bank
- Edit Profile
- Sitemap

TASKS

Beds

Home > Beds

Add New + Delete Active Inactive Show All

Showing 1 - 7 record(s) of 7

<input type="checkbox"/>	Bed Category	Bed Name	Status	Edit	Delete
<input type="checkbox"/>	General	G-001	✓		
<input type="checkbox"/>	General	G-002	✓		
<input type="checkbox"/>	General	G-003	✓		
<input type="checkbox"/>	General	G-4	✓		
<input type="checkbox"/>	General	G-5	✓		
<input type="checkbox"/>	ICU Beds	ICU-1	✓		
<input type="checkbox"/>	Semi Special Beds	SS-001	✓		

Showing 1 - 7 record(s) of 7

Default (10) Record(s) per page

LAB MANAGEMENT

Admin can view: LAB TEST, LAB TEST CATEGORIES and PATIENT TEST of the hospital can view their status, edit the information, add new and delete.

Demo Admin
Administrator

- Dashboard
- Doctors
- Patients
- User Mgmt
- Finance Mgmt
- Medicine Mgmt
- Bed Mgmt
- Lab Mgmt
 - Lab Test
 - Lab Test Categories**
 - Patient Test
- Reports
- Blood Bank
- Edit Profile
- Sitemap

TASKS

LabTest Categories

Home > LabTest Categories

Add New **Delete** **Active** **Inactive** **Show All**

Showing 1 - 6 record(s) of 6

LabTest Category	Status	Edit	Delete
<input type="checkbox"/> Blood	✓		
<input type="checkbox"/> Diabetic	✓		
<input type="checkbox"/> Heart	✓		
<input type="checkbox"/> Kidney	✓		
<input type="checkbox"/> Liver	✓		
<input type="checkbox"/> Thyroid	✓		

Showing 1 - 6 record(s) of 6

Default (10) Record(s) per page

REPORTS

Admin can view: **BIRTH REPORT AND DEATH REPORT**. Also, can view patients details, can edit the information, add new and delete.

TASKS

Demo Admin
Administrator

- Dashboard
- Doctors
- Patients
- User Mgmt
- Finance Mgmt
- Medicine Mgmt
- Bed Mgmt
- Lab Mgmt
- Reports**
 - Birth Report**
 - Death Report
- Blood Bank
- Edit Profile
- Sitemap

Birth Report

Home > Birth Report

Add New + Delete Show All

-- Select --

Description	Report Date	Patient	Edit	Delete
No record(s) found.				

Default (10) Record(s) per page

Death Report

Home > Death Report

Add New + Delete Show All

-- Select --

Description	Report Date	Patient	Edit	Delete
No record(s) found.				

Default (10) Record(s) per page



BLOOD BANK

Demo Admin
Administrator

- Dashboard
- Doctors
- Patients
- User Mgmt
- Finance Mgmt
- Medicine Mgmt
- Bed Mgmt
- Lab Mgmt
- Reports
- Blood Bank**
 - Private Blood Bank
 - Public Blood Bank
- Edit Profile
- Sitemap

Blood Availability Status

Blood Group	Availability (Bags)
A+	<input type="text" value="0"/>
A-	<input type="text" value="0"/>
AB+	<input type="text" value="0"/>
AB-	<input type="text" value="0"/>
B+	<input type="text" value="0"/>
B-	<input type="text" value="0"/>
O+	<input type="text" value="0"/>
O-	<input type="text" value="0"/>

Admin can view: Blood Availability status in Private bank AND Blood availability in Public Blood Bank.

Public Blood Bank

Select Blood Group to check availability

--Select Blood Group--

A+ (selected)
A-
B+
B-
AB+
AB-
O+
O-

No record(s) found.



HMS ON CLICK – USER PROFILES



NURSE

Assists you to efficiently manage clients and doctors



SUPER ADMIN

Assists you to efficiently manage the hospitals




ADMIN

Assists you to efficiently manage hospitals



DOCTOR

Assist you to efficiently manage the clients



LABORATORY

Assists you to efficiently manage the reports



PHARMACIST

Assist you to efficiently manage the medicines



ACCOUNTANT


Assist you to efficiently manage the finance

USER JOURNEY – DOCTOR

Login screen

Doctor will enter his credential for login.

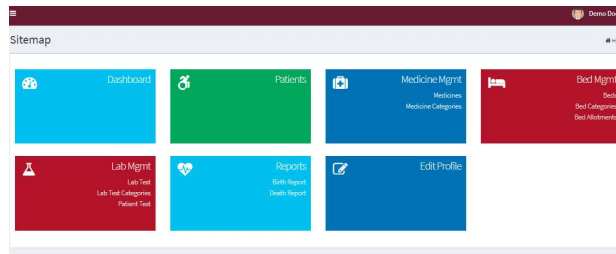
1



Overview

After signing in to the website, he will be able to check the dashboard that displays important metrics using interactive data visualizations.

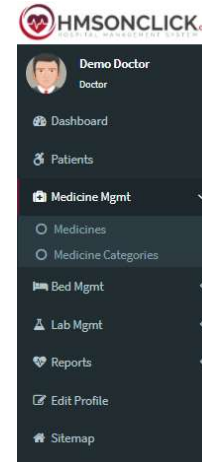
2



Home screen with modules

After successful login, doctor can view and control different modules such as patients, medicine management, bed management, lab management and reports.

3



GET STARTED
Admin can view, edit and delete

4



DOCTOR FEATURES



Actions to perform

VIEW

ADD NEW

EDIT



PATIENTS



Demo Doctor
Doctor

- Dashboard
- Patients**
- Medicine Mgmt
- Bed Mgmt
- Lab Mgmt
- Reports
- Edit Profile
- Sitemap

TASKS



The Doctor can view details, status, edit, and delete any information of the patient.

Doctor can add new patient by clicking on "Add new".

Patients patient listing

Home > Patients

Add New + Delete Active Inactive Show All

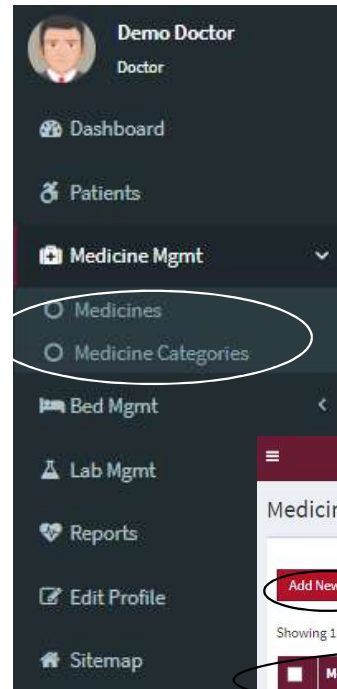
Showing 1 - 7 record(s) of 7

Patient Id	First Name	Last Name	Email	Phone	Detail	Status	Edit	Delete
<input type="checkbox"/>	Cassi	Lipkin	cassi.lipkin@email.com	5285544788		✓		
<input type="checkbox"/>	Gary	Yori	gary.youri@email.com	147852369		✓		
<input type="checkbox"/>	Hoa	Sarao	hoa.sarao@email.com	123456789		✓		
<input type="checkbox"/>	Lonny	Samara	lonny.samara@email.com	987654321		✓		
<input type="checkbox"/>	Michel	Munis	michel.munis@email.com	1234567987		✓		
<input type="checkbox"/>	Ricky	Nayar	ricky.nayar@email.com	128855841		✓		
<input type="checkbox"/>	Selma	Hurser	selma.hurse@email.com	84554455112		✓		

Showing 1 - 7 record(s) of 7

Default (10) Record(s) per page

MEDICINE MANAGEMENT



TASKS



Doctor can view: **MEDICINES** and **MEDICINE CATEGORIES** of the hospital can **view their status, Add new Medicines, edit the information, and delete.**

<input type="checkbox"/>	Medicine Category	Medicine Name	Status	Edit	Delete
<input type="checkbox"/>	Fever	Acetaminophen	✓		
<input type="checkbox"/>	Infection	Amoxicillin	✓		
<input type="checkbox"/>	Anxiety	Ativan	✓		
<input type="checkbox"/>	Depression	Citalopram	✓		
<input type="checkbox"/>	Anxiety	Cymbalta	✓		
<input type="checkbox"/>	Nerve pain	Gabapentin	✓		
<input type="checkbox"/>	Arthritis	Ibuprofen	✓		
<input type="checkbox"/>	Anxiety	Lexapro	✓		
<input type="checkbox"/>	Anxiety	Lorazepam	✓		
<input type="checkbox"/>	Type 2 Diabities	Metformin	✓		

BED MANAGEMENT



Demo Doctor
Doctor

- Dashboard
- Patients
- Medicine Mgmt
- Bed Mgmt
- Beds**
- Bed Categories
- Bed Allotments



Doctor can view: BEDS, BED CATEGORIES and BED ALLOTMENTS of the hospital can view their status, edit the information, add new beds and delete.

TASKS



Bed Categories

Home > Bed Categories

Add New + Delete Active Inactive Show All

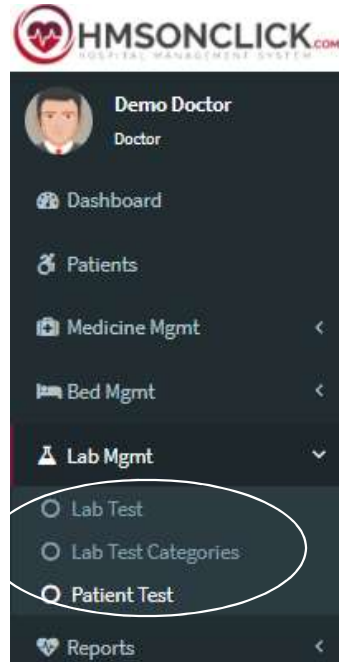
Showing 1 - 5 record(s) of 5

<input type="checkbox"/>	Bed Category	Status	Edit	Delete
<input type="checkbox"/>	General	✓		
<input type="checkbox"/>	ICU Beds	✓		
<input type="checkbox"/>	Semi Special Beds	✓		
<input type="checkbox"/>	Special Rooms	✓		
<input type="checkbox"/>	VIP	✓		

Showing 1 - 5 record(s) of 5

Default (10) Record(s) per page

LAB MANAGEMENT



TASKS



Doctor can view: **LAB TEST, LAB TEST CATEGORIES** and **PATIENT TEST** of the hospital **can view their status, edit the information, add new and delete.**

Home > Patient Test

Showing 1 - 2 record(s) of 2

<input type="checkbox"/>	Patient	Test Date	Delivery Date	Status	Edit	Delete
<input type="checkbox"/>	Michel Munis	29-Mar-2017	31-Mar-2017	Delivered		
<input type="checkbox"/>	Gary Yori	28-Mar-2017	31-Mar-2017	Pending		

Showing 1 - 2 record(s) of 2

Default (10) Record(s) per page

REPORTS



Demo Doctor
Doctor

- Dashboard
- Patients
- Medicine Mgmt
- Bed Mgmt
- Lab Mgmt
- Reports
- Birth Report
- Death Report
- Edit Profile
- Sitemap

TASKS



Doctor can view: **BIRTH REPORT AND DEATH REPORT**. Also, can view patients details, can edit the information, Add new and delete.

Birth Report

Home > Birth Report

Add New + Delete Show All

Description	Report Date	Patient	Edit	Delete
No record(s) found.				

Default (10) Record(s) per page

HMS ON CLICK – USER PROFILES



NURSE

Assists you to efficiently manage clients and doctors

SUPER ADMIN


Assists you to efficiently manage the hospitals

ADMIN

Assists you to efficiently manage hospitals

DOCTOR

Assist you to efficiently manage the clients



LABORATORY

Assists you to efficiently manage the reports

PHARMACIST

Assist you to efficiently manage the medicines

ACCOUNTANT

Assist you to efficiently manage the finance




USER JOURNEY – NURSE

Login screen

Nurse will enter his credential for login.

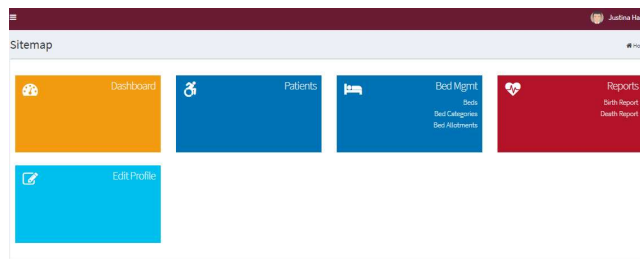
1



Overview

After signing in to the website, he will be able to check the dashboard that displays important metrics using interactive data visualizations.

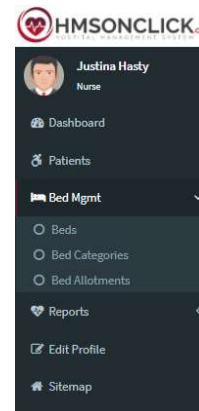
2



Home screen with modules

After successful login, nurse can view and control different modules such as patients, bed management and reports.

3



GET STARTED

nurse can view, edit and delete

4



NURSE FEATURES



Bed Management



What you can do?



Patients



Reports

Actions to perform


VIEW

ADD NEW

EDIT



PATIENTS



Justina Hasty
Nurse

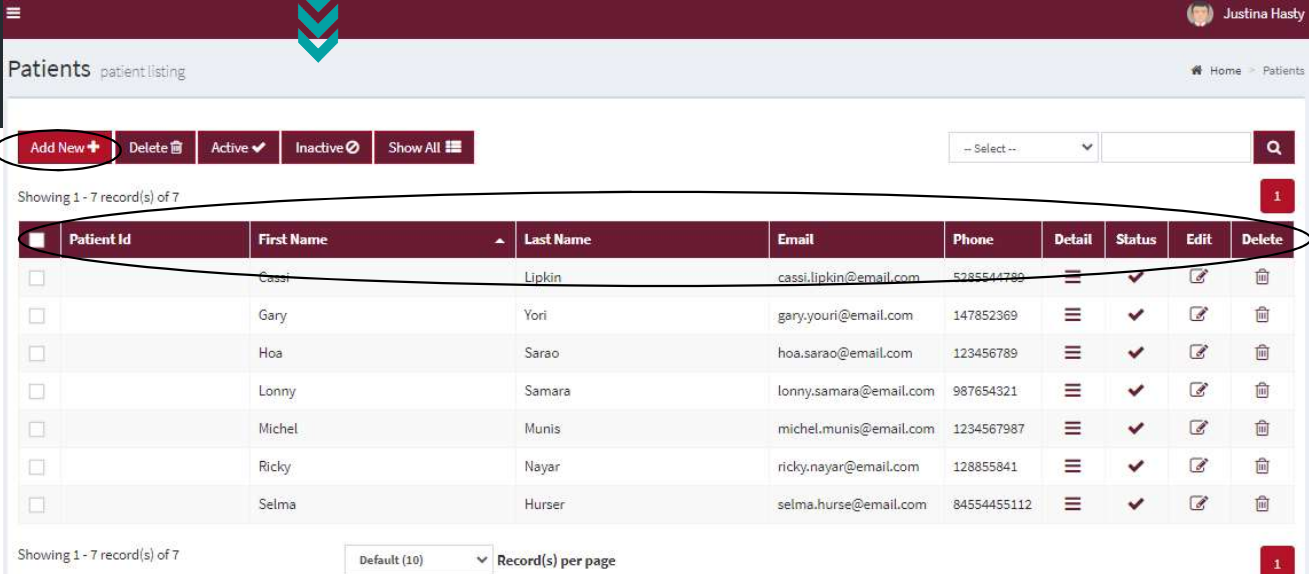
- Dashboard
- Patients**
- Bed Mgmt
- Reports
- Edit Profile
- Sitemap

TASKS



The Nurse can view the patient list their details, status, edit, and delete any information of the patient .

Nurse can add new patient by clicking on "Add new".



Patients patient listing

Home > Patients

Buttons: Add New +, Delete, Active, Inactive, Show All

Showing 1 - 7 record(s) of 7

Patient Id	First Name	Last Name	Email	Phone	Detail	Status	Edit	Delete
<input type="checkbox"/>	Cassi	Lipkin	cassi.lipkin@email.com	5285544789	≡	✓	✎	🗑️
<input type="checkbox"/>	Gary	Yori	gary.youri@email.com	147852369	≡	✓	✎	🗑️
<input type="checkbox"/>	Hoa	Sarao	hoa.sarao@email.com	123456789	≡	✓	✎	🗑️
<input type="checkbox"/>	Lonny	Samara	lonny.samara@email.com	987654321	≡	✓	✎	🗑️
<input type="checkbox"/>	Michel	Munis	michel.munis@email.com	1234567987	≡	✓	✎	🗑️
<input type="checkbox"/>	Ricky	Nayar	ricky.nayar@email.com	128855841	≡	✓	✎	🗑️
<input type="checkbox"/>	Selma	Hurser	selma.hurser@email.com	84554455112	≡	✓	✎	🗑️

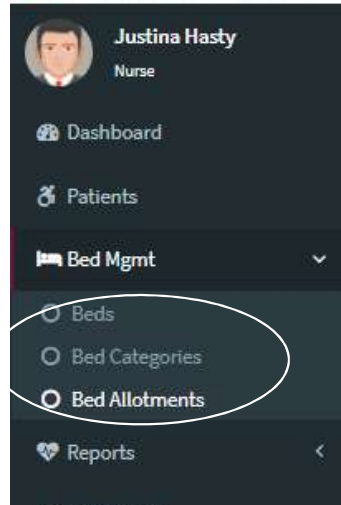
Showing 1 - 7 record(s) of 7

Default (10) Record(s) per page



TASKS

BED MANAGEMENT



Nurse can view: **BEDS, BED CATEGORIES** and **BED ALLOTMENTS** of the hospital can view their status, edit the information, add new beds and delete.

	Bed Name	Patient	Allotment Date	Discharge Date	Edit	Delete
<input type="checkbox"/>	G-001	Lonny Samara	12-Mar-2017 02:30 PM	15-Mar-2017 02:30 PM		
<input type="checkbox"/>	G-002	Michel Munis	14-Mar-2017 12:00 PM			
<input type="checkbox"/>	G-003	Gary Yori	14-Mar-2017 12:00 PM	18-Mar-2017 12:35 PM		
<input type="checkbox"/>	ICU-1	Shane Wade	01-Feb-2017 12:00 PM	04-Feb-2017 12:00 PM		

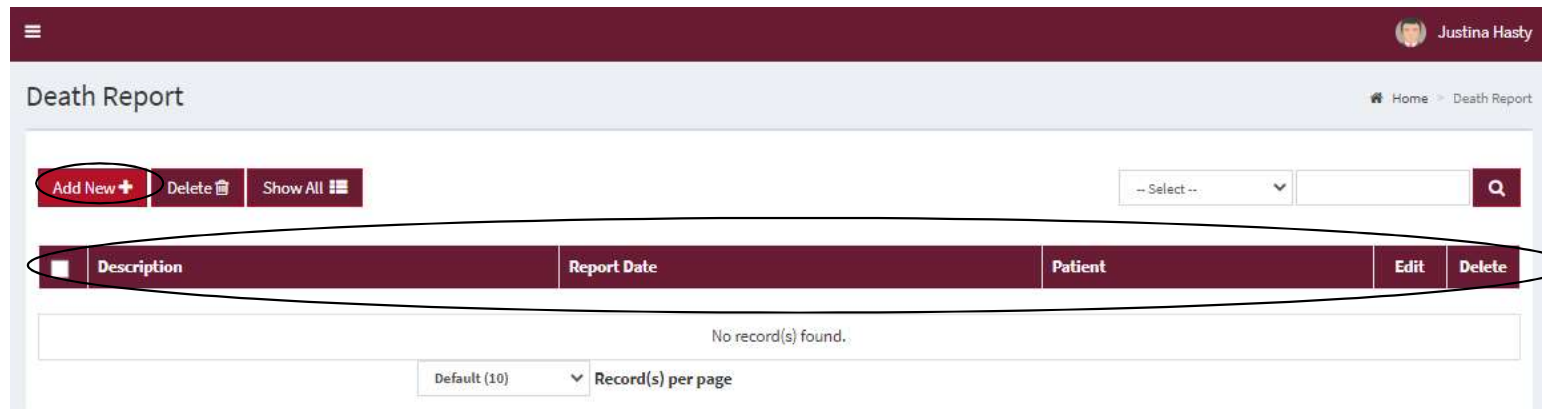
REPORTS



TASKS



Nurse can view: BIRTH REPORT AND DEATH REPORT.
Also, can **view patients details**, can **edit the information**,
Add new and delete any report.



HMS ON CLICK – USER PROFILES



NURSE

Assists you to efficiently manage clients and doctors



LABORATORY

Assists you to efficiently manage the reports



PHARMACIST

Assist you to efficiently manage the medicines



ACCOUNTANT

Assist you to efficiently manage the finance



SUPER ADMIN

Assists you to efficiently manage the hospitals




ADMIN

Assists you to efficiently manage hospitals



DOCTOR

Assist you to efficiently manage the clients



USER JOURNEY – LABORATORIAN



Login screen

Nurse will enter his credential for login.

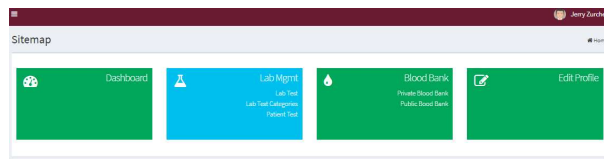
1



Overview

After signing in to the website, he will be able to check the dashboard that displays important metrics using interactive data visualizations.

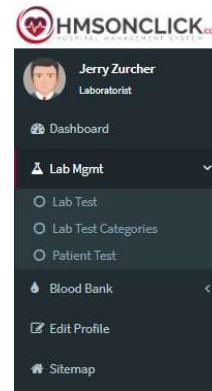
2



Home screen with modules

After successful login, laboratorian can view and control different modules such as lab management and reports

3



GET STARTED

Laboratorion can view, edit and delete

4



LABORTORY FEATURES



Actions to perform

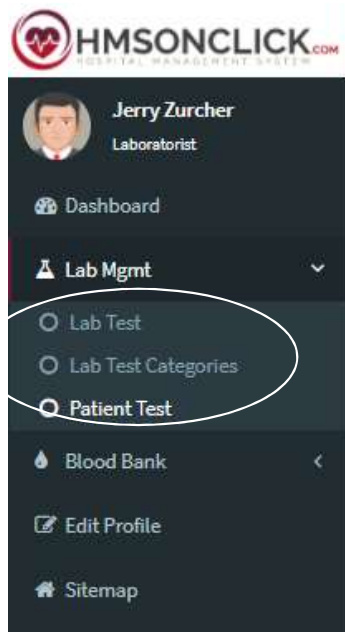
VIEW

ADD NEW

EDIT



LAB MANAGEMENT



TASKS



Laboratorian can view: **LAB TEST, LAB TEST CATEGORIES** and **PATIENT TEST** of the hospital can view their status, edit the information, add new and delete.



Patient Test

Home > Patient Test

Add New + Delete Show All

-- Select --

Showing 1 - 2 record(s) of 2

	Patient	Test Date	Delivery Date	Status	Edit	Delete
<input type="checkbox"/>	Michel Munis	29-Mar-2017	31-Mar-2017	Delivered		
<input type="checkbox"/>	Gary Yori	28-Mar-2017	31-Mar-2017	Pending		

Showing 1 - 2 record(s) of 2

Default (10) Record(s) per page

BLOOD BANK



Jerry Zurcher
Laboratorist

- Dashboard
- Lab Mgmt
- Blood Bank**
 - Private Blood Bank
 - Public Blood Bank
- Edit Profile
- Sitemap

TASKS



Laboratorian can view: **Blood Availability status in Private bank AND Blood availability in Public Blood Bank.**

Blood Availability Status

Blood Group	Availability (Bags)
A+	0
A-	0
AB+	0
AB-	0
B+	0
B-	0
O+	0
O-	0

Public Blood Bank

Select Blood Group to check availability

--Select Blood Group--

- A+
- A-
- B+
- B-
- AB+
- AB-
- O+
- O-

No record(s) found.



HMS ON CLICK – USER PROFILES



NURSE

Assists you to efficiently manage clients and doctors



LABORATORY

Assists you to efficiently manage the reports



PHARMACIST

Assist you to efficiently manage the medicines



ACCOUNTANT

Assist you to efficiently manage the medicines



SUPER ADMIN

Assists you to efficiently manage the hospitals



ADMIN

Assists you to efficiently manage hospitals



DOCTOR

Assist you to efficiently manage the clients



USER JOURNEY – PHARMACIST



Login screen

Nurse will enter his credential for login.

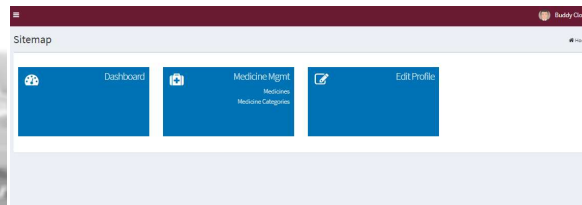
1



Overview

After signing in to the website, he will be able to check the dashboard that displays important metrics using interactive data visualizations.


2



Home screen with modules

After successful login, pharmacist can view only view the modules that are related to him such as medicine management

3



GET STARTED

Pharmacist can view, edit and delete

4



PHARMACIST FEATURES



Medicine Categories



Medicine

Actions to perform

VIEW

ADD NEW

EDIT



MEDICINES

TASKS



← → ↻ ⚠ Not secur

HMSONCLICK.com
HOSPITAL MANAGEMENT SYSTEM

Buddy Clony
Pharmacist

- Dashboard
- Medicine Mgmt
- Medicines**
- Medicine Categories
- Edit Profile
- Sitemap



Pharmacist can view **MEDICINES** of the PATIENT can view their status, Add new Medicines, edit the information, and delete.



Medicines

Home > Medicines

Add New + Delete Delete Active Inactive Show All

--Select--

Showing 1 - 10 record(s) of 15

<input type="checkbox"/>	Medicine Category	Medicine Name	Status	Edit	Delete
<input type="checkbox"/>	Fever	Acetaminophen	✓		
<input type="checkbox"/>	Infection	Amoxicillin	✓		
<input type="checkbox"/>	Anxiety	Ativan	✓		
<input type="checkbox"/>	Depression	Citalopram	✓		
<input type="checkbox"/>	Anxiety	Cymbalta	✓		
<input type="checkbox"/>	Nerve pain	Gabapentin	✓		
<input type="checkbox"/>	Arthritis	Ibuprofen	✓		
<input type="checkbox"/>	Anxiety	Lexapro	✓		
<input type="checkbox"/>	Anxiety	Lorazepam	✓		
<input type="checkbox"/>	Type 2 Diabities	Metformin	✓		

Showing 1 - 10 record(s) of 15

Default (10) Record(s) per page



MEDICINES CATEGORIES



TASKS

Pharmacist can view **MEDICINES CATEGORIES** can view status, Add new Medicines, edit the information, and delete.

Medicine Categories

Showing 1 - 10 record(s) of 11

<input type="checkbox"/>	Medicine Category	Status	Edit	Delete
<input type="checkbox"/>	Severe Pain	✓		
<input type="checkbox"/>	Anxiety	✓		
<input type="checkbox"/>	Arthritis	✓		
<input type="checkbox"/>	Cold	✓		
<input type="checkbox"/>	Depression	✓		
<input type="checkbox"/>	Fever	✓		
<input type="checkbox"/>	GERD	✓		
<input type="checkbox"/>	High BP	✓		
<input type="checkbox"/>	Infection	✓		
<input type="checkbox"/>	Nerve pain	✓		

Showing 1 - 10 record(s) of 11

Default (10) Record(s) per page

HMS ON CLICK – USER PROFILES



NURSE

Assists you to efficiently manage clients and doctors



SUPER ADMIN

Assists you to efficiently manage the hospitals



ADMIN

Assists you to efficiently manage hospitals



DOCTOR

Assist you to efficiently manage the clients



LABORATORY

Assists you to efficiently manage the reports



PHARMACIST

Assist you to efficiently manage the medicines



ACCOUNTANT

Assist you to efficiently manage the finance

USER JOURNEY – ACCOUNTANT



Login screen

Nurse will enter his credential for login.

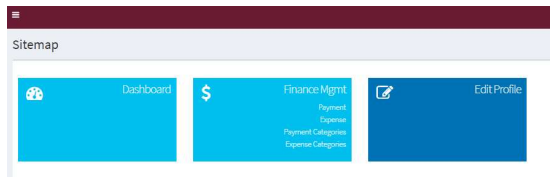
1



Overview

After signing in to the website, he will be able to check the dashboard that displays important metrics using interactive data visualizations.

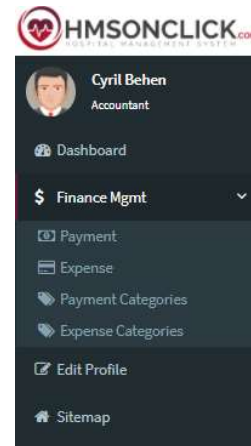
2



Home screen with modules

After successful login, accountant can only view the modules that are related to him such as finance management

3



GET STARTED

Accountant can view, edit and delete

4



ACCOUNTANT FEATURES



Payment Categories



Payment

What you can do
in Finance
Management?

Expense Categories



Expense

Actions to perform

VIEW

ADD NEW

EDIT



PAYMENT

HMSNCLICK.COM
HOSPITAL MANAGEMENT SYSTEM

Cyril Behen
Accountant

- Dashboard
- Finance Mgmt
 - Payment**
 - Expense
 - Payment Categories
 - Expense Categories
- Edit Profile
- Sitemap

TASKS



Accountant can view **PAYMENT** of the patients can view their status, invoice, edit the information, add new and delete.

Payments

Home > Payments

Add New + Delete Show All

Showing 1 - 2 record(s) of 2

	Patient	Payment Date	Sub Total	Discount	Tax	Grand Total	Status	Invoice	Edit	Delete
<input type="checkbox"/>	Hoa Sarao	01/Apr/2017	600.00	0.00	0.00	600.00	Unpaid			
<input type="checkbox"/>	Gary Yori	01/Apr/2017	1050.00	0.00	0.00	1050.00	Paid			

Showing 1 - 2 record(s) of 2

Default (10) Record(s) per page



Cyril Behen
Accountant

- Dashboard
- Finance Mgmt
- Payment**
- Expense
- Payment Categories
- Expense Categories
- Edit Profile

TASKS

EXPENSE

Accountant can view EXPENSE of the hospital can view, edit the information, add new and delete.

Expenses

Home -> Expenses

Cyril Behen

Add New + Delete Delete Active ✓ Inactive Inactive Show All

Showing 1 - 5 record(s) of 5

<input type="checkbox"/>	Expense Category	Expense Date	Amount	Edit	Delete
<input type="checkbox"/>	Laundry	01/Apr/2017	1000.00		
<input type="checkbox"/>	Salary	01/Apr/2017	50500.00		
<input type="checkbox"/>	New Equipment	01/Apr/2017	18900.00		
<input type="checkbox"/>	Canteen	01/Apr/2017	2250.00		
<input type="checkbox"/>	Laundry	10/Mar/2017	50.20		

Showing 1 - 5 record(s) of 5

Default (10) Record(s) per page

PAYMENT CATEGORIES

Cyril Behen
Accountant

- Dashboard
- Finance Mgmt
- Payment
- Expense
- Payment Categories
- Expense Categories
- Edit Profile

TASKS

Accountant can view different payment categories of the hospital can view, edit the information, add new and delete.

Payment Categories

Add New + Delete Delete Active Active Inactive Inactive Show All Show All

-- Select -- Search

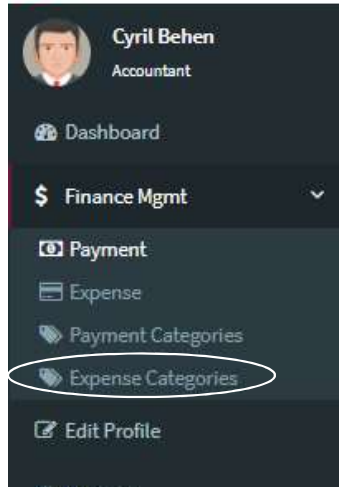
Showing 1 - 6 record(s) of 6

<input type="checkbox"/>	Payment Category	Status	Edit	Delete
<input type="checkbox"/>	Blood Report	✓		
<input type="checkbox"/>	Consulting Charge	✓		
<input type="checkbox"/>	Injection Charge	✓		
<input type="checkbox"/>	Medicine Charge	✓		
<input type="checkbox"/>	MRI Charge	✓		
<input type="checkbox"/>	X-ray Charge	✓		

Showing 1 - 6 record(s) of 6

Default (10) Record(s) per page

EXPENSE CATEGORIES



TASKS



Accountant can view Expense categories of the hospital can view, edit the information, add new and delete.

The screenshot shows the 'Expense Categories' page in the HMSONCLICK.COM system. The page features a sidebar menu on the left with options like Dashboard, Finance Mgmt, Payment, Expense, Payment Categories, Expense Categories, and Edit Profile. The main content area displays a table of expense categories with columns for checkbox, Expense Category, Status, Edit, and Delete. The table lists six categories: Canteen, Equipment Maintenance, Laundry, Medicine Purchase, New Equipment, and Salary. The page also includes a top navigation bar with the user's name 'Cyril Behen' and a search bar.

<input type="checkbox"/>	Expense Category	Status	Edit	Delete
<input type="checkbox"/>	Canteen	✓		
<input type="checkbox"/>	Equipment Maintenance	✓		
<input type="checkbox"/>	Laundry	✓		
<input type="checkbox"/>	Medicine Purchase	✓		
<input type="checkbox"/>	New Equipment	✓		
<input type="checkbox"/>	Salary	✓		

THANK YOU

ANY QUESTIONS?

Kindly contact at: info@nayelsolutions.com

